



Former CVS

Freestanding Building

FOR LEASE

1156 W Huron Street Waterford, MI

11,000 SF of Retail Space Available

Property Highlights

- Former CVS
- Zoning: C-2 Small Business
- ADT: 21,000 on Huron Street (M-59)
- 58 Car Parking

CONTACT US



Lou Frango
248 226 1678
lou.frango@colliers.com


Colliers Detroit
400 W 4th Street, Suite 350
Royal Oak, MI 48067
colliers.com/detroit



RETAIL AVAILABLE FOR LEASE

Colliers

Property Photos



RETAIL AVAILABLE FOR LEASE

Colliers

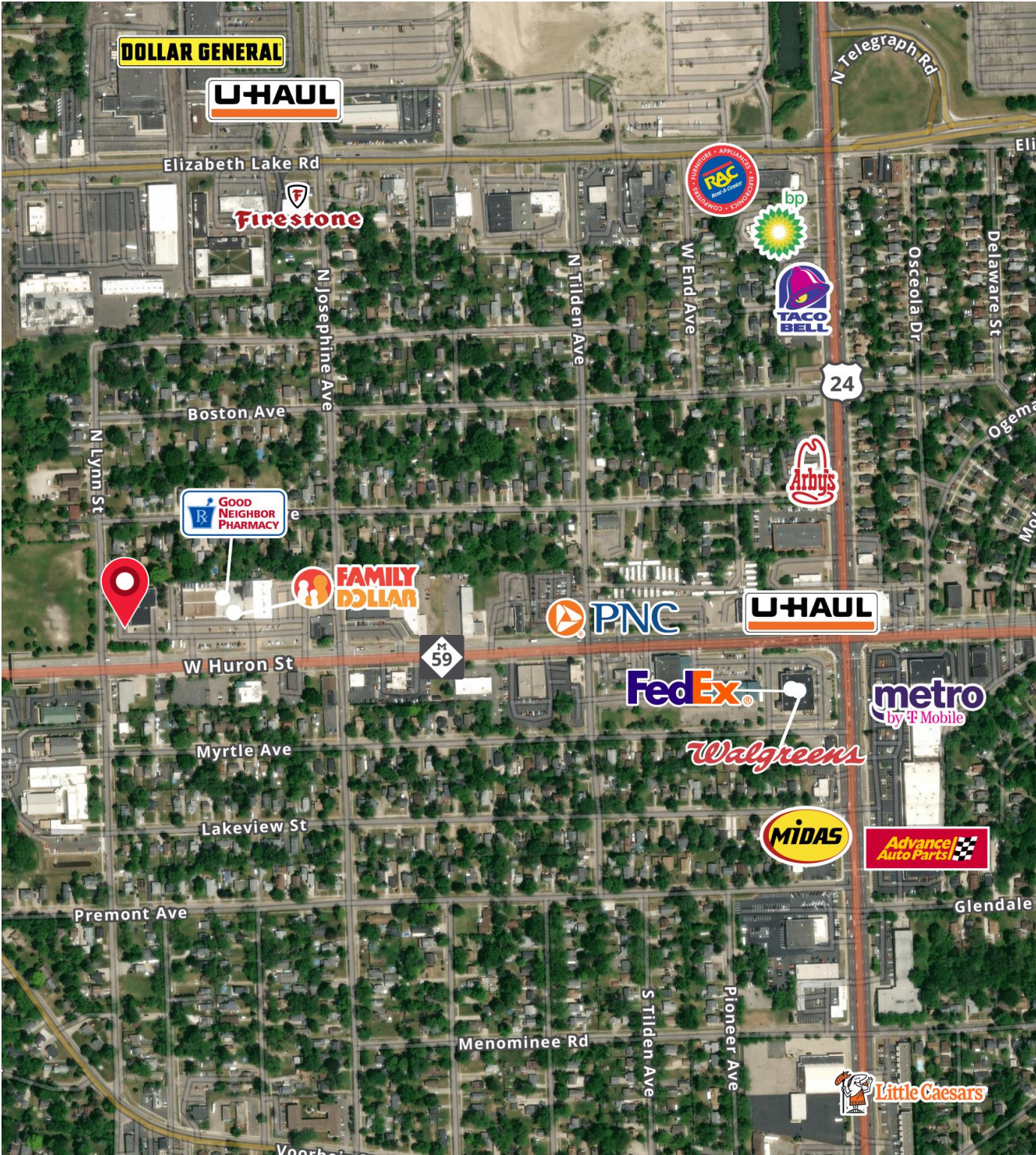
Aerial Map



RETAIL AVAILABLE FOR LEASE



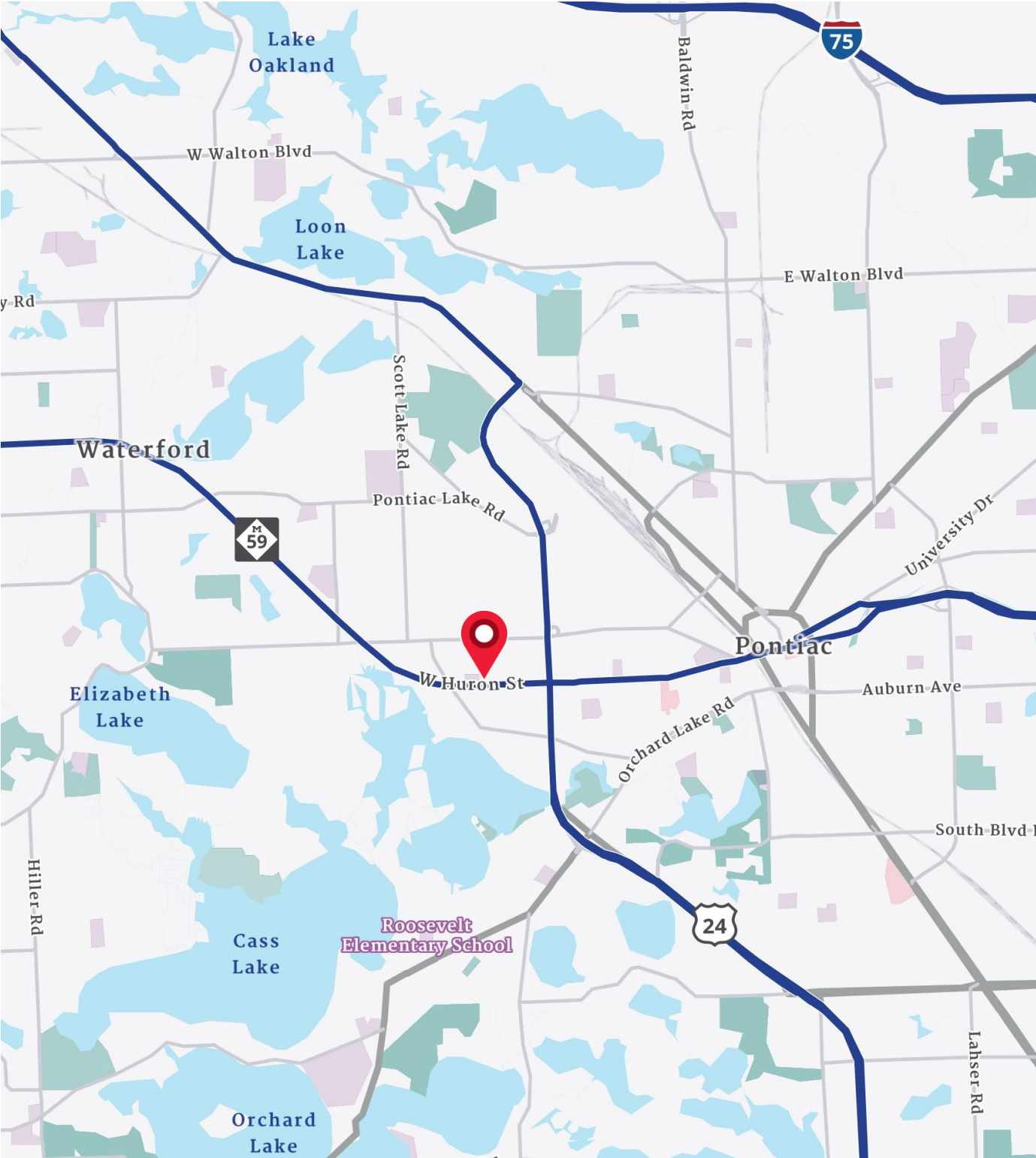
Merchant Map



RETAIL AVAILABLE FOR LEASE



Location Map



Demographics

CURRENT YEAR SUMMARY	1 MILE RADIUS	3 MILE RADIUS	5 MILE RADIUS
Total Population	8,973	68,537	161,687
Total Households	4,016	29,241	68,403
Total Family Households	2,131	15,845	40,161
Average Household Size	2.23	2.28	2.33
Median Age	41.7	39.8	40.4
Population Age 25+	6,555	49,065	114,990
2010 – 2021 Population: Annual Growth Rate (CAGR)	0.07%	-0.01%	0.17%
2022 – 2023 Population: Annual Growth Rate (CAGR)	0.18%	0.22%	-0.13%
5 YEAR PROJECTED TRENDS: ANNUAL RATE	1 MILE RADIUS	3 MILE RADIUS	5 MILE RADIUS
Population	-0.13%	-0.11%	-0.18%
Households	0.37%	0.39%	0.33%
Families	0.12%	0.15%	0.12%
Median Household Income	3.55%	3.55%	3.47%
CURRENT YEAR POPULATION BY SEX	1 MILE RADIUS	3 MILE RADIUS	5 MILE RADIUS
Male Population / % Male	4,542 / 50.6%	34,819 / 50.8%	80,604 / 49.9%
Female Population / % Female	4,431 / 49.4%	33,718 / 49.2%	81,083 / 50.1%
INCOME & HOUSEHOLDS SUMMARY	1 MILE RADIUS	3 MILE RADIUS	5 MILE RADIUS
2020 Median Household Income	\$59,938	\$58,768	\$67,539
Average Household Income	\$85,383	\$90,440	\$107,855
Per Capita Income	\$38,355	\$39,178	\$45,743
SUMMARY BUSINESS DATA	1 MILE RADIUS	3 MILE RADIUS	5 MILE RADIUS
Total Businesses	325	2,694	5,986
Total Daytime Population	7,893	73,011	168,894
Daytime Population: Workers	3,264	38,326	87,318
Daytime Population: Residents	4,629	34,685	81,576

Data Notes:

- Household population includes persons not residing in group quarters. Average Household Size is the household population divided by total households. Persons in families include the householder and persons related to the householder by birth, marriage, or adoption.
- Income represents the preceding year, expressed in current dollars. Household income includes wage and salary earnings, interest dividends, net rents, pensions, SSI and welfare payments, child support, and alimony.
- Per Capita Income represents the income received by all persons aged 15 years and over divided by the total population.



Lou Frango
248 226 1678
lou.frango@colliers.com